



District Report Card: 2017


State: Punjab	District: Rupnagar
Class: 5	Subject: Language
Schools: 60	Students: 722


Participation/Coverage


Students

GENDER 	Boys		Girls	
	Number	%	Number	%
	356	49.31	366	50.69

AREA 	Rural		Urban	
	Number	%	Number	%
	574	79.50	148	20.50

CATEGORY 	SC		ST		OBC		GEN	
	Number	%	Number	%	Number	%	Number	%
	314	43.49	6	0.83	204	28.25	198	27.42

CWSN 	LD	VI	HI	S&LD	ID	Oth
	0	2	4	1	6	7

Management 	Government		Government-aided	
	Number	%	Number	%
	625	86.57	97	13.43

Average Performance of Students in Language (%)

Overall	Gender		Area		Management		Social Group			
	Male	Female	Rural	Urban	Govt.	Aided	SC	ST	OBC	GEN
44.77	44.61	44.94	45.21	43.06	45.94	37.25	44.16	58.89	45.72	44.34

Performance on Learning Outcomes (LOs)

Learning Outcomes	Description	Average Performance(%)
L504	Reads and comprehends independently storybooks, news items/ headlines, advertisements etc.	37.53
L508	Reads text with comprehension, locates details and sequence of events	48.39

Range of Performance of Students who Answered Correctly							
Below 30%		30% - 50%		50% - 75%		Above 75%	
Number	%	Number	%	Number	%	Number	%
178	24.65	256	35.46	203	28.12	85	11.77

Lowest Performing Learning Outcomes (LOs)

- 1 - Reads and comprehends independently storybooks, news items/ headlines, advertisements etc. (37.53)
- 2 - Reads text with comprehension, locates details and sequence of events (48.39)